

# BAM FEBRUARY-2015

BUSINESS AVIATION MONITOR

WINGX ADVANCE

WINGX PROVIDES OFFICIAL STATISTICS FOR:



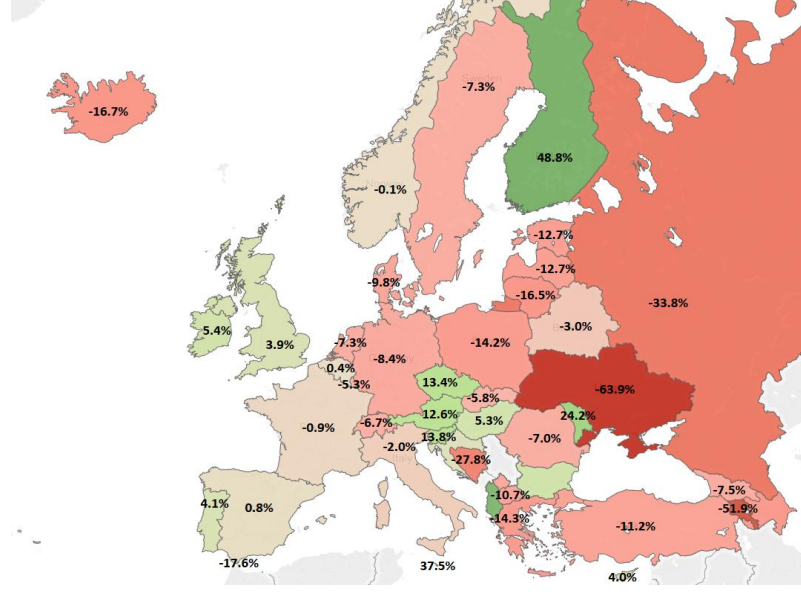
» The industry's best reference for a snapshot analysis of market activity «

## THIS BAM: EUROPE



### 1 Country growth in February 2015

- Falls in flight activity across Central, North and Eastern Europe, with some isolated growth in Western Europe and the CEE region.



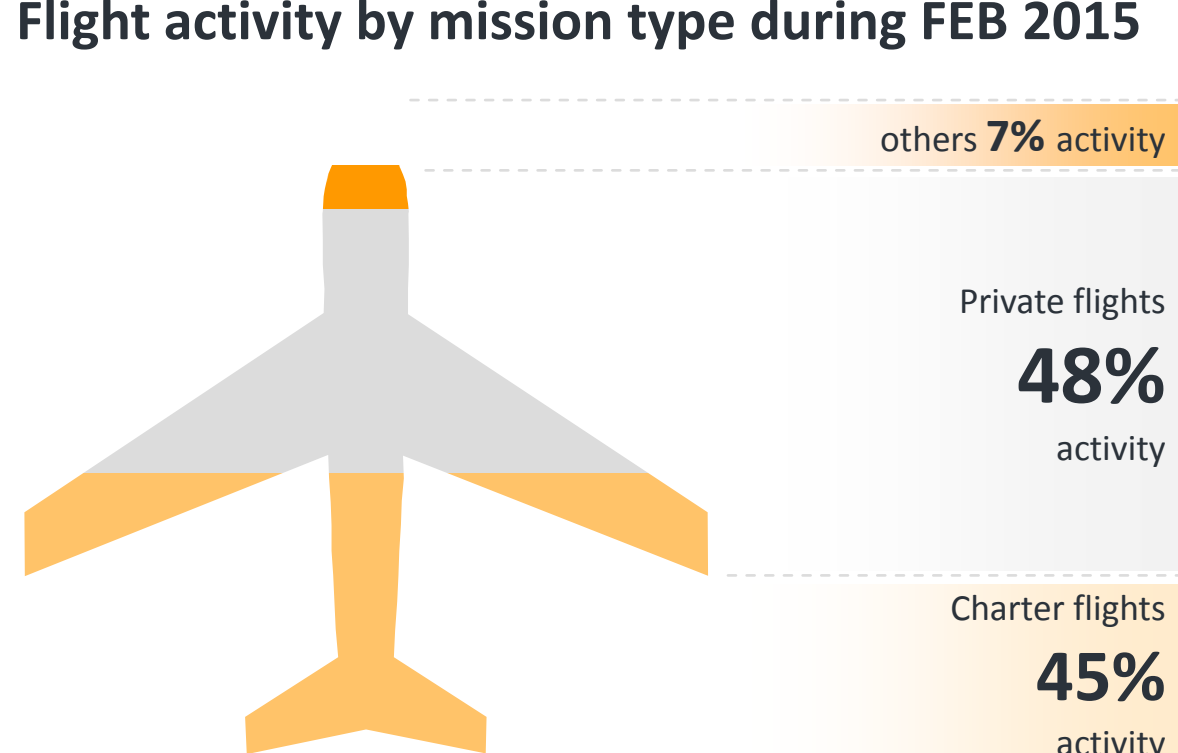
#### THE INSIDE STORY

For the European and peripheral Nth Africa and Middle East market:

- Analysis of key factors influencing this month
- Monthly YTD analysis departures & hours
- 5 year growth path for private and charter flights
- Analysis by fleet, aircraft segment and aircraft type

[Click here for WINGX INSIGHT »](#)

### 2 Flight activity by mission type during FEB 2015



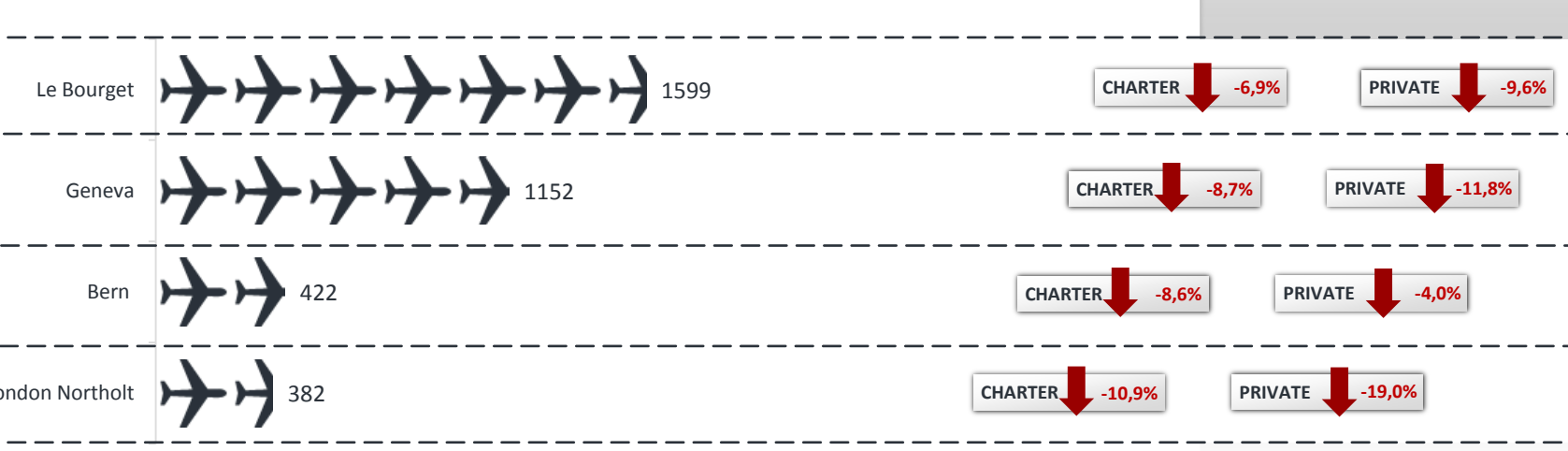
#### COMMENT:

For all city pairs, airports, country connection, see the trend and value of:

- Private flights, by sector and hours, by OEM and aircraft segment and aircraft type
- Charter flights, by sector and hours, by OEM and aircraft segment and aircraft type
- Other flights, including government, training, medical and special cargo
- By season, month, and day of aircraft movement

[Click here for WINGX INSIGHT »](#)

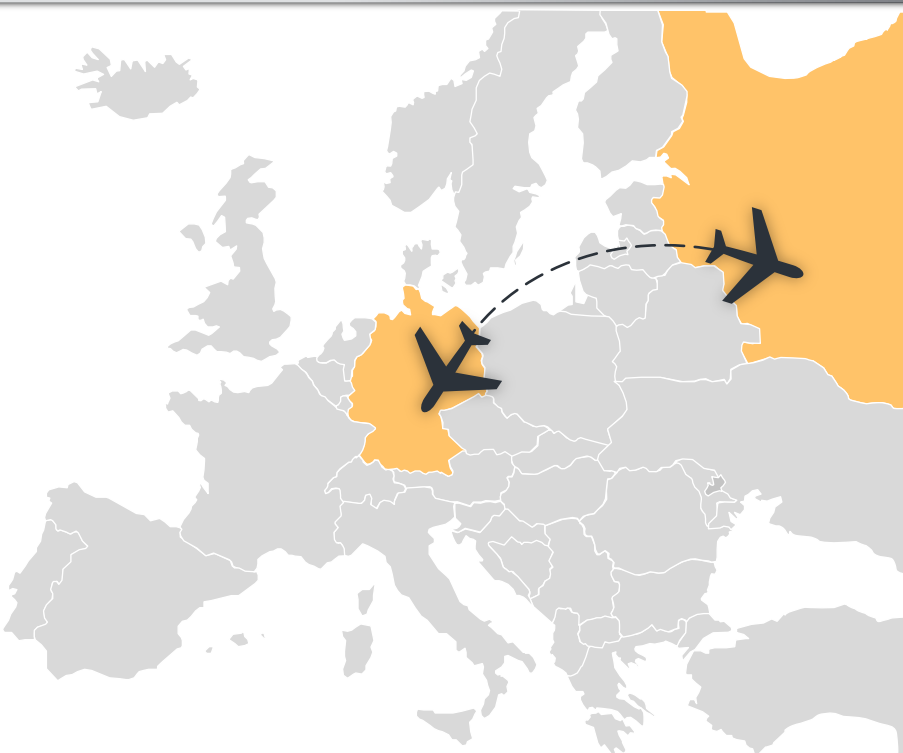
### 3 Business Aviation flights February 2015 [YOY growth] at selective airports



[Click here for WINGX INSIGHT »](#)

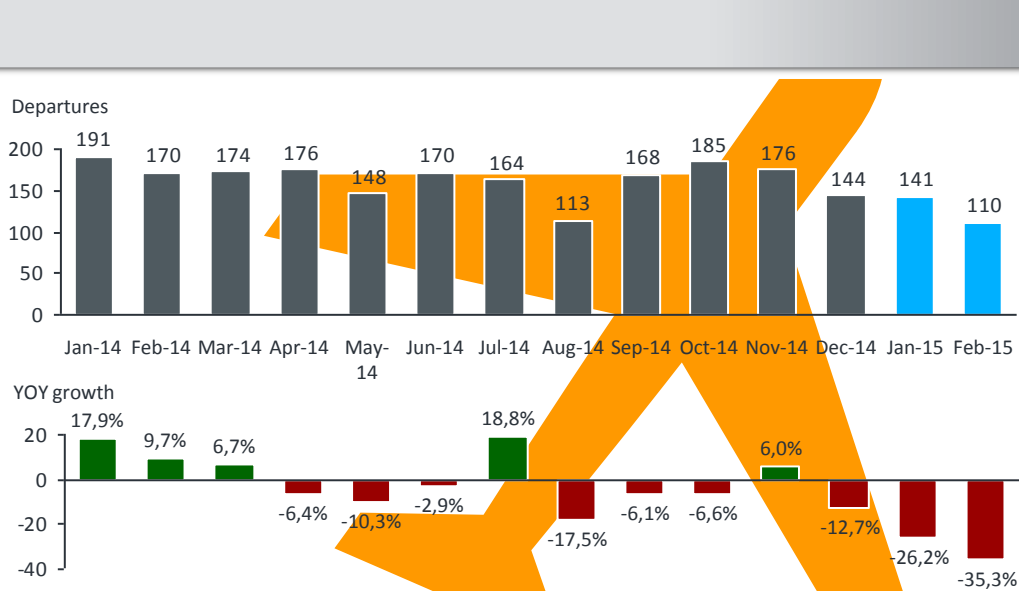
### 4 Connection focus: RUSSIA-GERMANY

221 (-36,7%) sectors in FEBRUARY 2015



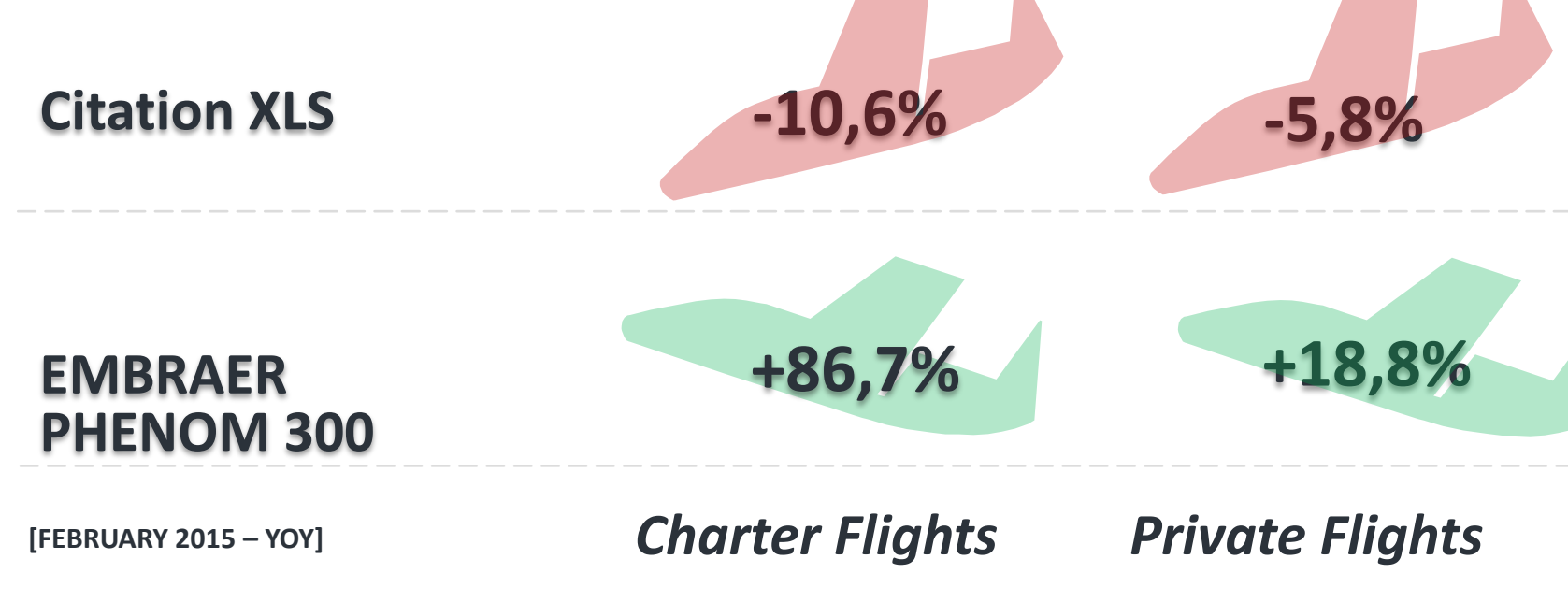
### 5 FLIGHT TREND

RUSSIA → GERMANY



[Click here for WINGX INSIGHT >>>](#)

### 6 AIRCRAFT PROFILES



MORE FROM WINGX SURVEYS - CONSULTING - FORECASTS FOR GLOBAL BUSINESS AVIATION

WINGX ADVANCE

» WINGX provides its customers with a dashboard to track and evaluate their performance against the market «

- Aircraft activity**: Type, OEM, tail, register, age, location, hours, cycles, sector pattern, routing
- Airport movements**: Connections, main operators, seasonal trends, handling demand, fuel uplift
- City pair connections**: Seasonality by year, week and time of day, mission type, calendar even analysis
- Operator analysis**: Aircraft fleet, type, certificate, age, activity ranking, key city pairs, airport base
- Market valuation**: Activity associated KPIs such as charter revenues, fuel, catering, MRO

<b>AIRPORT TRACKER</b> <ul style="list-style-type: none"> <li>Movement trends</li> <li>Competing benchmarks / FBO</li> <li>Pricing benchmarks</li> <li>Revenue models</li> </ul>	<b>CUSTOMERS</b> » Aircraft operators » MRO providers » OEMs » Financial institutions » Ground operations  <b>DATA SOURCES</b> » US FAA » EUROCONTROL » National ANSPs » BizAv associations » Aircraft operator surveys » FBO surveys
<b>FUEL UPLIFT</b> <ul style="list-style-type: none"> <li>Fuel needs by aircraft type</li> <li>Utilisation analysis</li> <li>Uplift hot spots</li> <li>Market opportunities</li> </ul>	
<b>MRO ANALYSIS</b> <ul style="list-style-type: none"> <li>Fleet size / age analysis</li> <li>Utilization trends</li> <li>Facilities pricing</li> <li>Market sizing</li> </ul>	
<b>CHARTER MARKET</b> <ul style="list-style-type: none"> <li>Market pricing research</li> <li>Passenger trends</li> <li>Revenue potential</li> </ul>	

- DETAILED AGGREGATE INDUSTRY ANALYSIS**: industry cycle q-q analysis of activity; all; private; charter; review of this month compared to last 5y same month; last 12m evolution of total hours of operation
- INSIGHT INTO SPECIFIC REGIONAL ACTIVITY**: activity by country europe; nth africa; middle east; flights shown by jet; turbo; piston, by charter; private; market share and ytd m-m evolution of activity
- INSIGHT INTO KEY ROUTES & CITY PAIRS**: evolving trends in connections between all euro markets; incoming flight trends from major global regions; change in most popular charter & private city pairs yoy
- DEMAND FOR COMPETING AIRCRAFT TYPES**: demand by ac segment; by sector; oem charter; private; market share and yoy change top aircraft ch & private; ytd hours gained and lost all leading ac
- ACTIVITY BY LEADING/GROWING AIRPORTS**: leading 20 airports by activity; flights gained lost ytd; split of activity by mission type; charter and private; highlight fastest growing & declining airports