

# BAM JANUARY-2015

## BUSINESS AVIATION MONITOR

WINGX ADVANCE

WINGX PROVIDES OFFICIAL STATISTICS FOR:



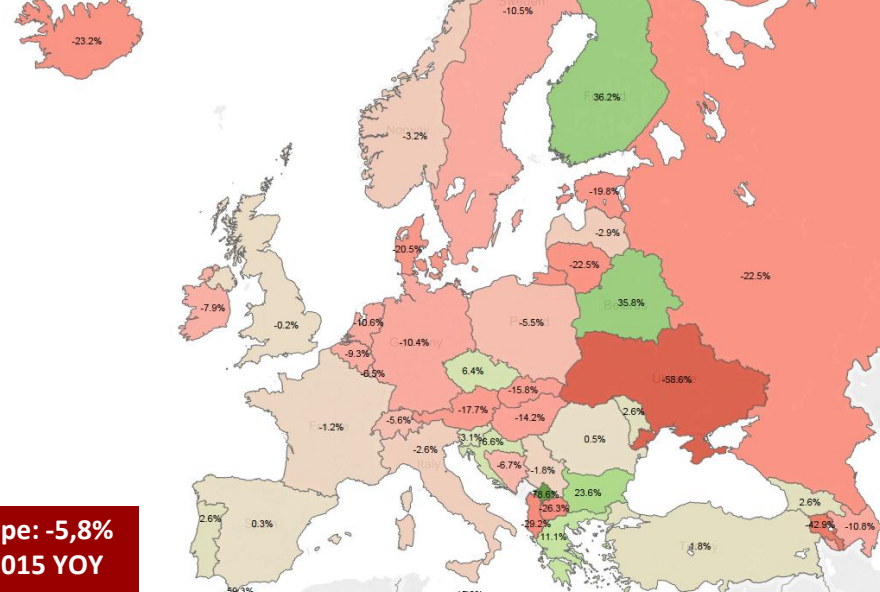
» The industry's best reference for a snapshot analysis of market activity «

### THIS BAM: EUROPE



#### 1 Country growth in January 2015

A big drop in YOY activity, mostly contributed by fewer flights in Western Europe, also by the continued freefall in activity in Russia and Ukraine. Biggest volume increase: Finland.



#### THE INSIDE STORY

For the European and peripheral Nth Africa and Middle East market:

- Analysis of key factors influencing this month
- Monthly YTD analysis departures & hours
- 5 year growth path for private and charter flights
- Analysis by fleet, aircraft segment and aircraft type

[Click here for WINGX INSIGHT »](#)

#### 2 Flight activity by mission type during JAN 2015



#### COMMENT:

For all city pairs, airports, country connection, see the trend and value of:

- Private flights, by sector and hours, by OEM and aircraft segment and aircraft type
- Charter flights, by sector and hours, by OEM and aircraft segment and aircraft type
- Other flights, including government, training, medical and special cargo
- By season, month, and day of aircraft movement

[Click here for WINGX INSIGHT »](#)

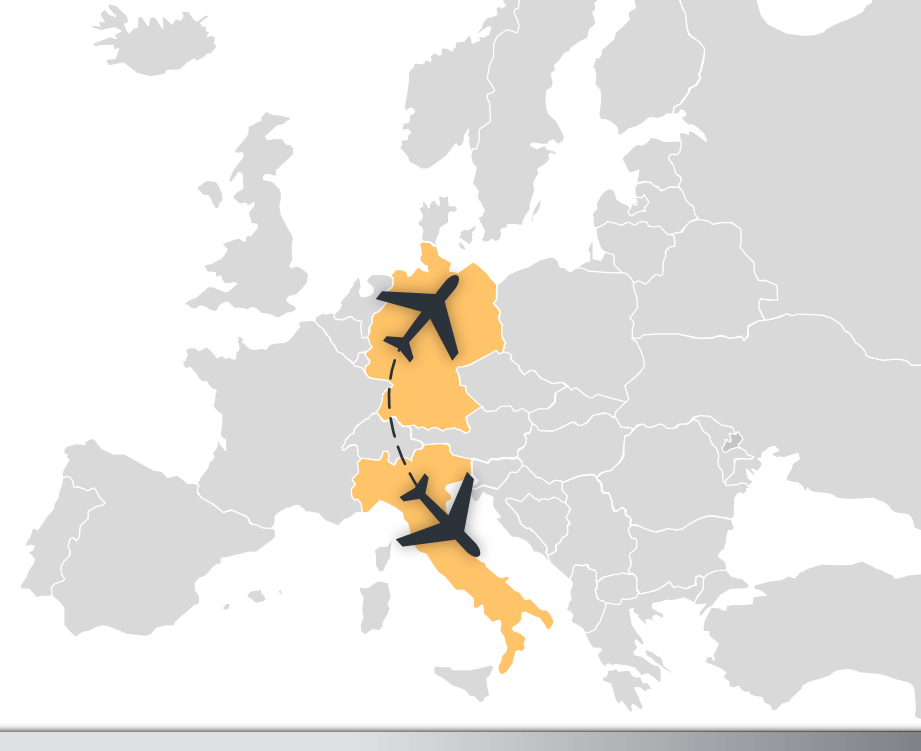
#### 3 Business Aviation flights January 2015 [YOY growth] at selective airports



[Click here for WINGX INSIGHT »](#)

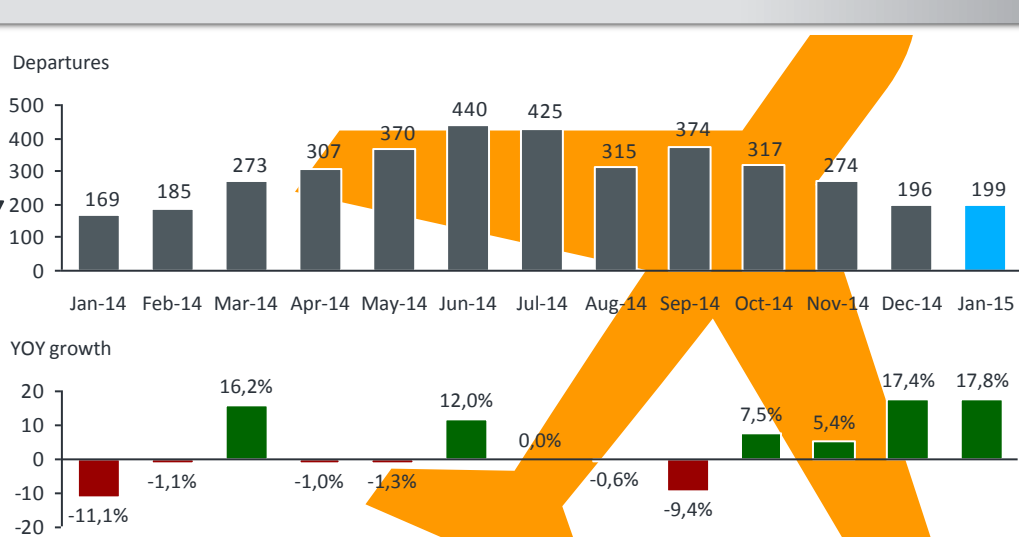
#### 4 Connection focus: ITALY-GERMANY

320 (+19,7%) sectors in JANUARY 2015



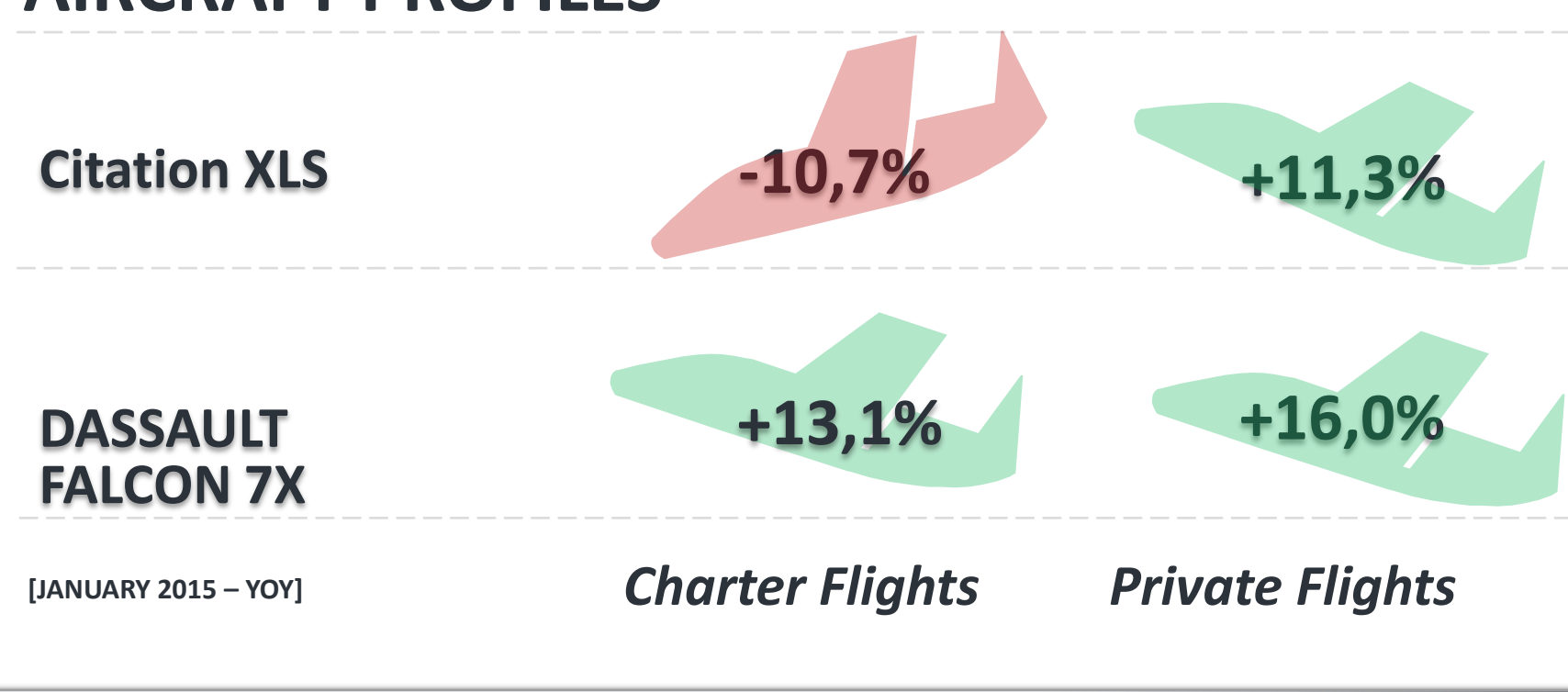
#### 5 FLIGHT TREND

ITALY → GERMANY



[Click here for WINGX INSIGHT >>>](#)

#### 6 AIRCRAFT PROFILES



### MORE FROM WINGX SURVEYS - CONSULTING - FORECASTS FOR GLOBAL BUSINESS AVIATION

WINGX ADVANCE

» WINGX provides its customers with a dashboard to track and evaluate their performance against the market «

- Aircraft activity**: Type, OEM, tail, register, age, location, hours, cycles, sector, pattern, routing
- Airport movements**: Connections, main operators, seasonal trends, handling demand, fuel uplift
- City pair connections**: Seasonality by year, week and time of day, mission type, calendar even analysis
- Operator analysis**: Aircraft fleet, type, certificate, age, activity ranking, key city pairs, airport base
- Market valuation**: Activity associated KPIs such as charter revenues, fuel, catering, MRO

<b>AIRPORT TRACKER</b> <ul style="list-style-type: none"> <li>Movement trends</li> <li>Competing benchmarks / FBO</li> <li>Pricing benchmarks</li> <li>Revenue models</li> </ul>	<b>CUSTOMERS</b> » Aircraft operators » MRO providers » OEMs » Financial institutions » Ground operations
<b>FUEL UPLIFT</b> <ul style="list-style-type: none"> <li>Fuel needs by aircraft type</li> <li>Utilisation analysis</li> <li>Uplift hot spots</li> <li>Market opportunities</li> </ul>	
<b>MRO ANALYSIS</b> <ul style="list-style-type: none"> <li>Fleet size / age analysis</li> <li>Utilization trends</li> <li>Facilities pricing</li> <li>Market sizing</li> </ul>	
<b>CHARTER MARKET</b> <ul style="list-style-type: none"> <li>Market pricing research</li> <li>Passenger trends</li> <li>Revenue potential</li> </ul>	

- DETAILED AGGREGATE INDUSTRY ANALYSIS**: industry cycle q-q analysis of activity; all; private; charter; review of this month compared to last 5y same month; last 12m evolution of total hours of operation
- INSIGHT INTO SPECIFIC REGIONAL ACTIVITY**: activity by country europe; nth africa; middle east; flights shown by jet; turbo; piston, by charter; private; market share and ytd m-m evolution of activity
- INSIGHT INTO KEY ROUTES & CITY PAIRS**: evolving trends in connections between all euro markets; incoming flight trends from major global regions; change in most popular charter & private city pairs yoy
- DEMAND FOR COMPETING AIRCRAFT TYPES**: demand by ac segment; by sector; oem charter; private; market share and yoy change top aircraft ch & private; ytd hours gained and lost all leading ac
- ACTIVITY BY LEADING/GROWING AIRPORTS**: leading 20 airports by activity; flights gained lost ytd; split of activity by mission type; charter and private; highlight fastest growing & declining airports