

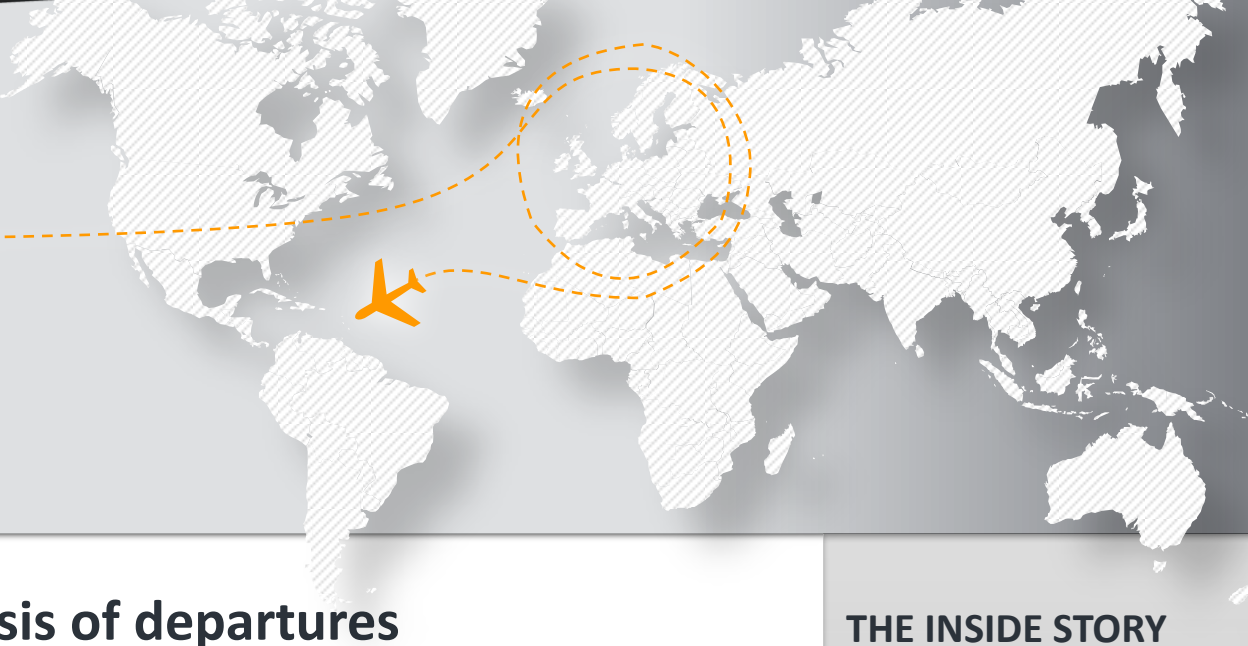
WINGX provides official statistics for:



**OFFER: INSIGHT**  
for 60€ per month  
(instead 95€)

» The industry's best reference for a snapshot analysis of market activity «

### THIS BAM: EUROPE



#### 1 Year to Date analysis of departures

At the half way point of 2014, June's small decline means the market is 0.4% below 2013 trend, with Q2 declines having offset gains in Q1.



Note: Only Charter and Private flights are considered

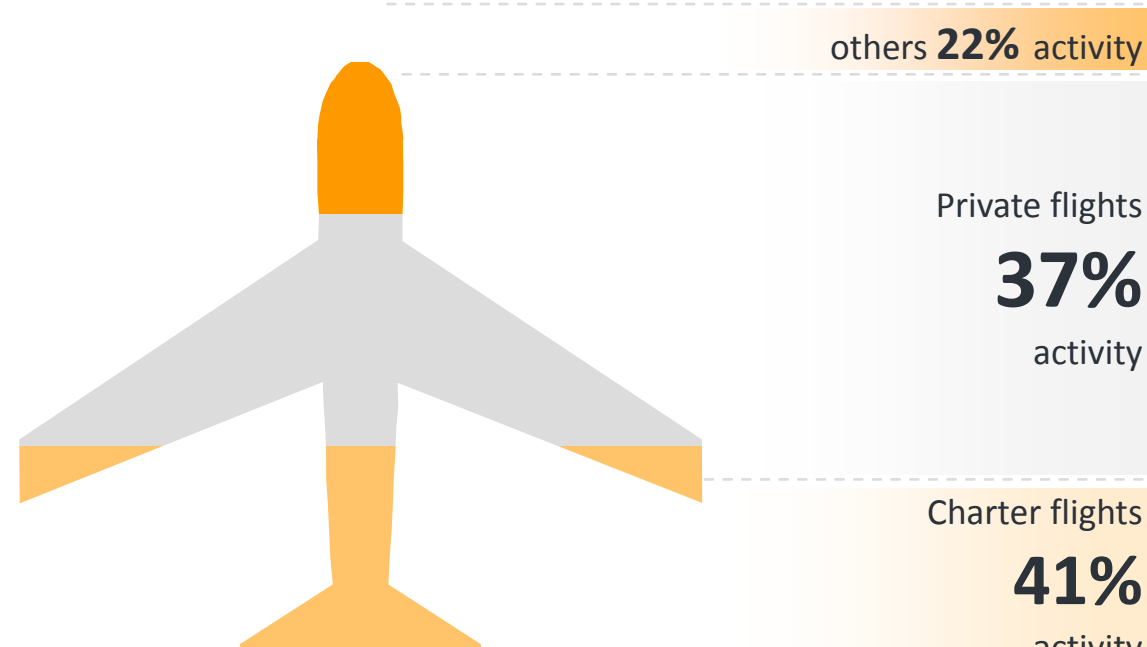
#### THE INSIDE STORY

For the European and peripheral Nth Africa and Middle East market:

- Analysis of key factors influencing this month
- Monthly YTD analysis departures & hours
- 5 year growth path for private and charter flights
- Analysis by fleet, aircraft segment and aircraft type

[Click here for WINGX INSIGHT »](#)

#### 2 Flight activity by mission type during June 2014



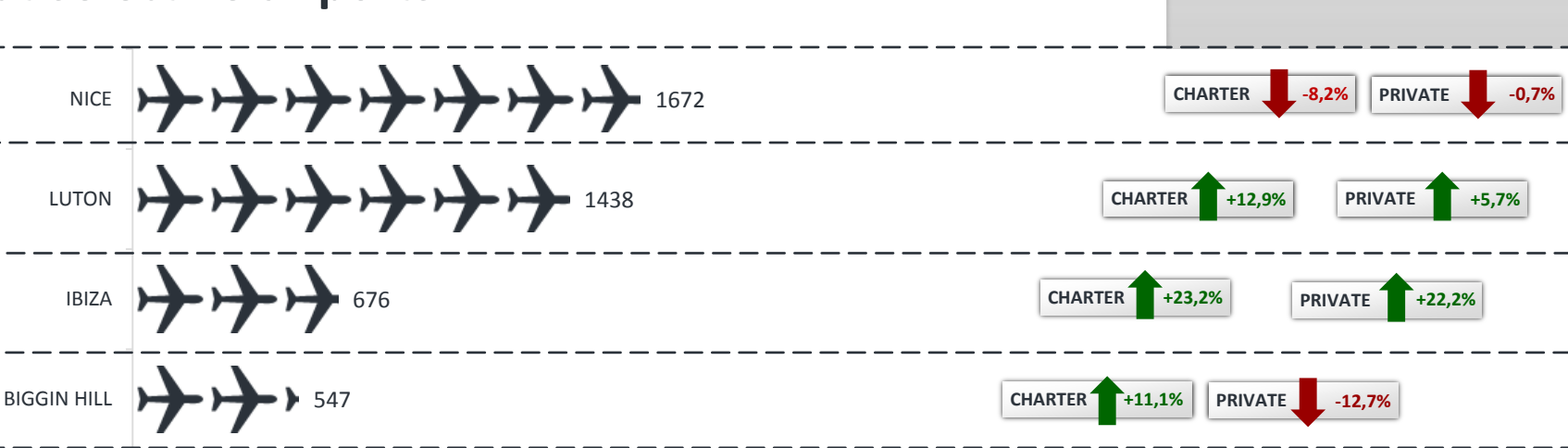
#### COMMENT:

For all city pairs, airports, country connection, see the trend and value of:

- Private flights, by sector and hours, by OEM and aircraft segment and aircraft type
- Charter flights, by sector and hours, by OEM and aircraft segment and aircraft type
- Other flights, including government, training, medical and special cargo
- By season, month, and day of aircraft movement

[Click here for WINGX INSIGHT »](#)

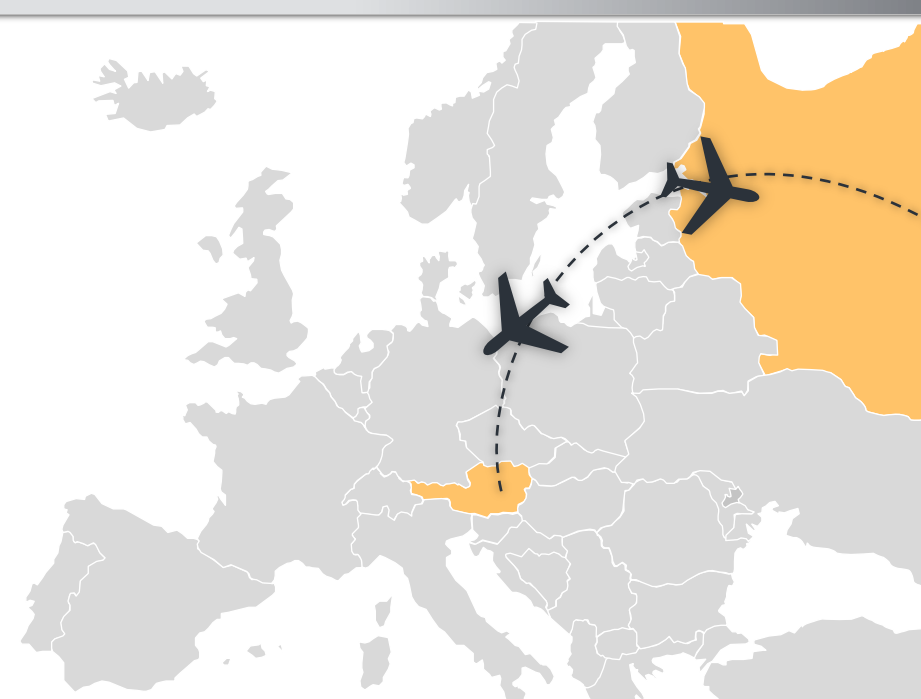
#### 3 Business Aviation flights JUNE [YOY] at selective airports



[Click here for WINGX INSIGHT »](#)

#### 4 Connection focus: AUSTRIA-RUSSIA

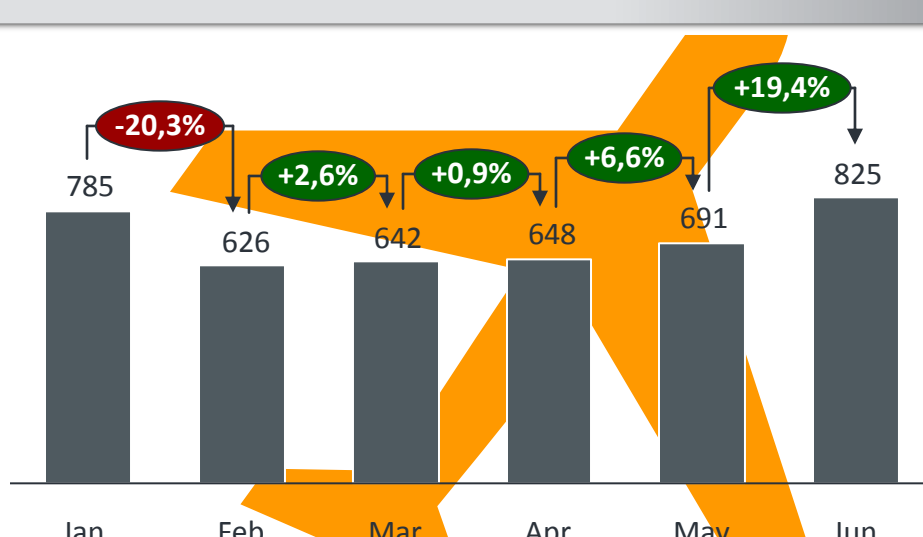
**192 (+50%)** sectors in 06-2014



**SPECIAL INSIGHT OFFER:** We offer our BUSINESS AVIATION INSIGHT for 60 € per month (instead of 95€). If you are interested in a subscription feel free to contact us via [office@wingx-advance.com](mailto:office@wingx-advance.com).

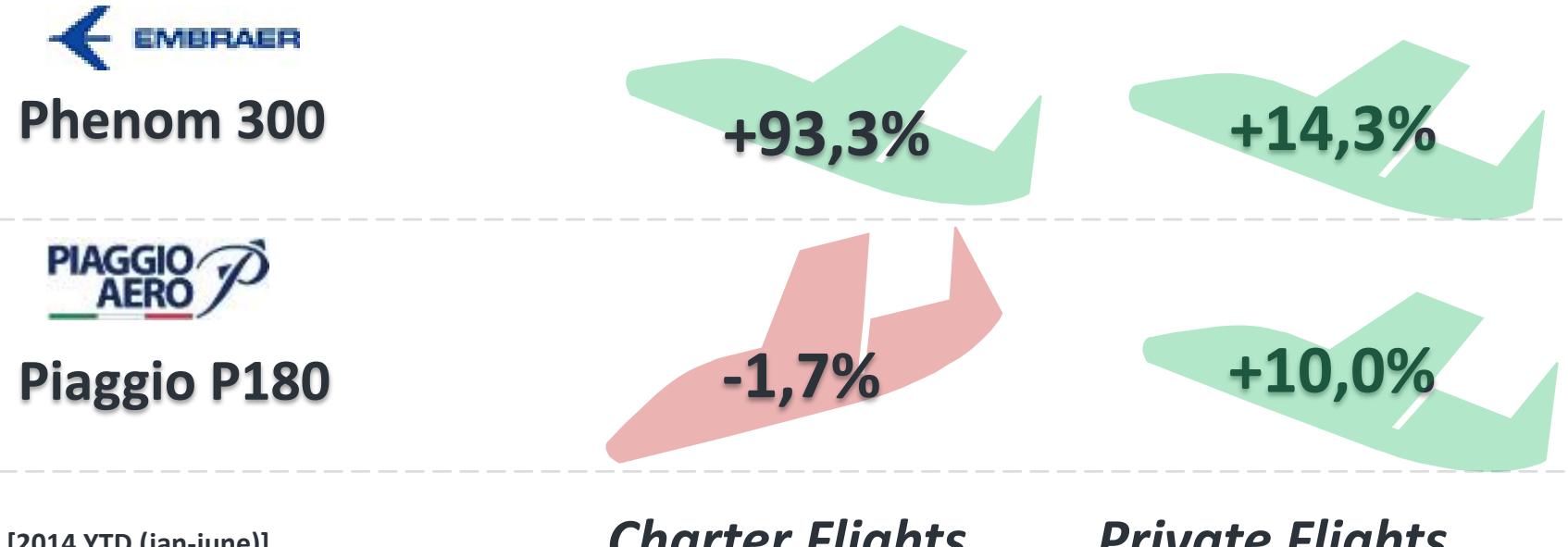
**OFFER**

#### 5 FLIGHT TREND HEAVY JETS, RUSSIA



[Click here for WINGX INSIGHT >>>](#)

#### 6 AIRCRAFT PROFILES



[2014 YTD (jan-june)]

### MORE FROM WINGX SURVEYS - CONSULTING - FORECASTS FOR GLOBAL BUSINESS AVIATION



» WINGX provides its customers with a dashboard to track and evaluate their performance against the market «

- Aircraft activity**  
Type, OEM, tail, register, age, location, hours, cycles, sector pattern, routing
- Airport movements**  
Connections, main operators, seasonal trends, handling demand, fuel uplift
- City pair connections**  
Seasonality by year, week and time of day, mission type, calendar even analysis
- Operator analysis**  
Aircraft fleet, type, certificate, age, activity ranking, key city pairs, airport base
- Market valuation**  
Activity associated KPIs such as charter revenues, fuel, catering, MRO

<b>AIRPORT TRACKER</b>		<ul style="list-style-type: none"> <li>Movement trends</li> <li>Competing benchmarks / FBO</li> <li>Pricing benchmarks</li> <li>Revenue models</li> </ul>
<b>FUEL UPLIFT</b>		<ul style="list-style-type: none"> <li>Fuel needs by aircraft type</li> <li>Utilization analysis</li> <li>Uplift hot spots</li> <li>Market opportunities</li> </ul>
<b>MRO ANALYSIS</b>		<ul style="list-style-type: none"> <li>Fleet size / age analysis</li> <li>Utilization trends</li> <li>Facilities pricing</li> <li>Market sizing</li> </ul>
<b>CHARTER MARKET</b>		<ul style="list-style-type: none"> <li>Market pricing research</li> <li>Passenger trends</li> <li>Key route analysis</li> <li>Revenue potential</li> </ul>

- #### CUSTOMERS
- Aircraft operators
  - MRO providers
  - OEMs
  - Financial institutions
  - Ground operations
- #### DATA SOURCES
- US FAA
  - EUROCONTROL
  - National ANSPs
  - BizAv associations
  - Aircraft operator surveys
  - FBO surveys

<b>DETAILED AGGREGATE INDUSTRY ANALYSIS</b> industry cycle q-q analysis of activity; all; private; charter	review of this month compared to last 5y same month	last 12m evolution of total hours of operation
<b>INSIGHT INTO SPECIFIC REGIONAL ACTIVITY</b> activity by country europe; nth africa; middle east	flights shown by jet; turbo; piston, by charter; private	market share and ytd m-m evolution of activity
<b>INSIGHT INTO KEY ROUTES &amp; CITY PAIRS</b> evolving trends in connections between all euro markets	incoming flight trends from major global regions	change in most popular charter & private city pairs yoy
<b>DEMAND FOR COMPETING AIRCRAFT TYPES</b> demand by ac segment; by sector; oem charter; private	market share and yoy change top aircraft ch & private	ytd hours gained and lost all leading ac
<b>ACTIVITY BY LEADING/GROWING AIRPORTS</b> leading 20 airports by activity; flights gained lost ytd	split of activity by mission type; charter and private	highlighting fastest growing & declining airports

**WINGX Advance GmbH**  
Conventstraße 8-10  
22089 Hamburg, Germany  
Managing Director: Christoph Kohler, Richard Koe

**DISCLAIMER:**  
The recipient of the Business Aviation Monitor acknowledges the underlying terms and conditions as published on the WINGX website.