



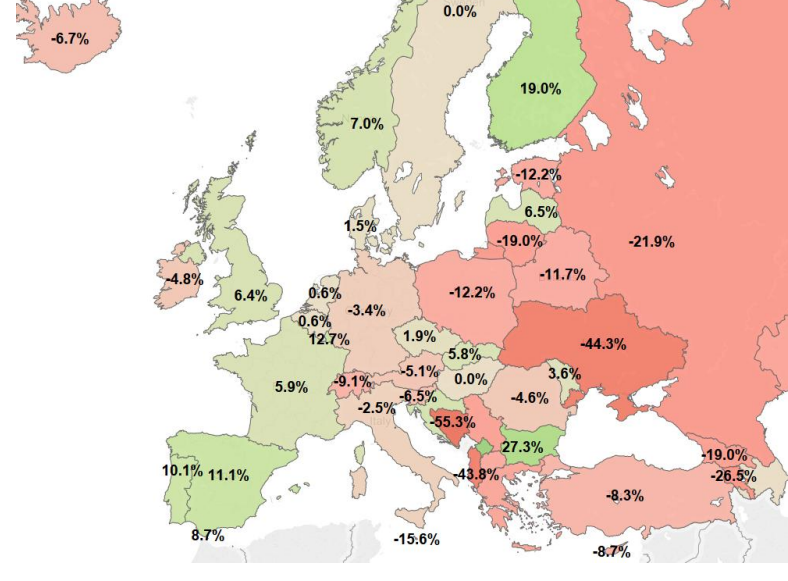
» The industry's best reference for a snapshot  
analysis of market activity «

FOCUS:  
EUROPE



1  
Country growth in March 2015

The overall decline of 0.6% was swayed by continued collapse in activity in Ukraine and Russia. In contrast, activity generally picked up in Western Europe.



Total Europe: -0,6%  
March 2015 YOY

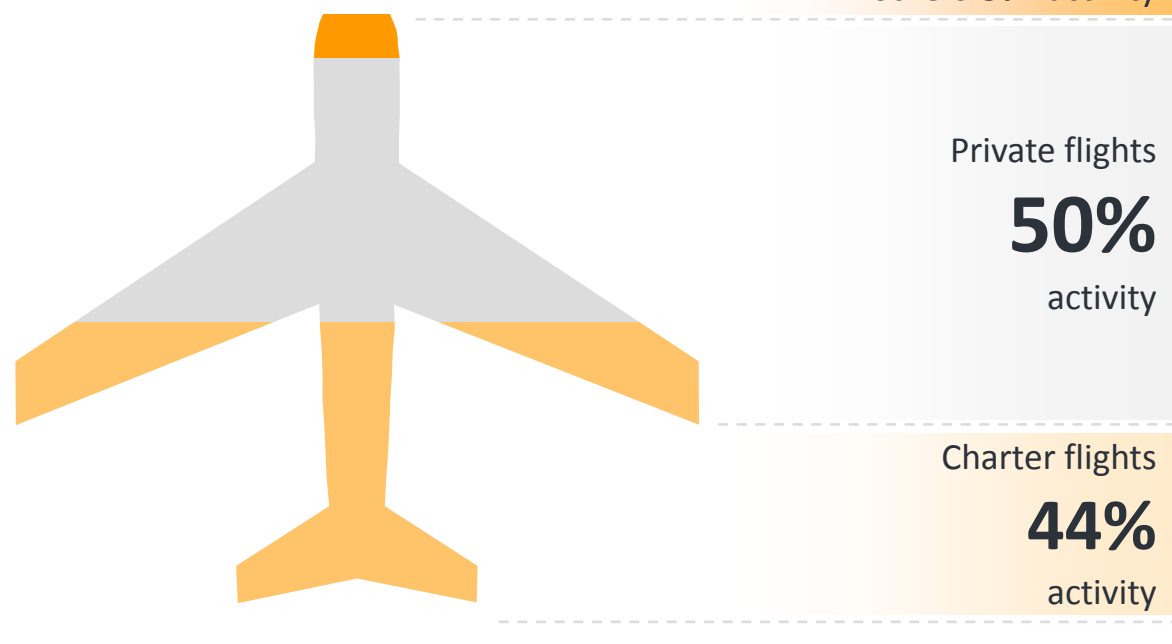
THE INSIDE STORY

For the European and peripheral Nth Africa and Middle East market:

- Analysis of key factors influencing this month
- Monthly YTD analysis departures & hours
- 5 year growth path for private and charter flights
- Analysis by fleet, aircraft segment and aircraft type

[Click here for WINGX INSIGHT »](#)

2  
Flight activity by mission type during March 2015



COMMENT:

For all city pairs, airports, country connection, see the trend and value of:

- Private flights, by sector and hours, by OEM and aircraft segment and aircraft type
- Charter flights, by sector and hours, by OEM and aircraft segment and aircraft type
- Other flights, including government, training, medical and special cargo
- By season, month, and day of aircraft movement

[Click here for WINGX INSIGHT »](#)

3  
Business Aviation flights March 2015  
[YOY growth] at selective airports

Geneva	✈✈✈✈✈✈✈	1475	CHARTER ↓ -6,3%	PRIVATE ↓ -9,7%
Vnukovo	✈✈✈✈✈	875	CHARTER ↓ -20,6%	PRIVATE ↓ -12,9%
Biggin Hill	✈✈✈	503	CHARTER ↑ +26,7%	PRIVATE ↓ -0,5%
Barcelona	✈✈✈	488	CHARTER ↑ +66,7%	PRIVATE ↑ +26,7%

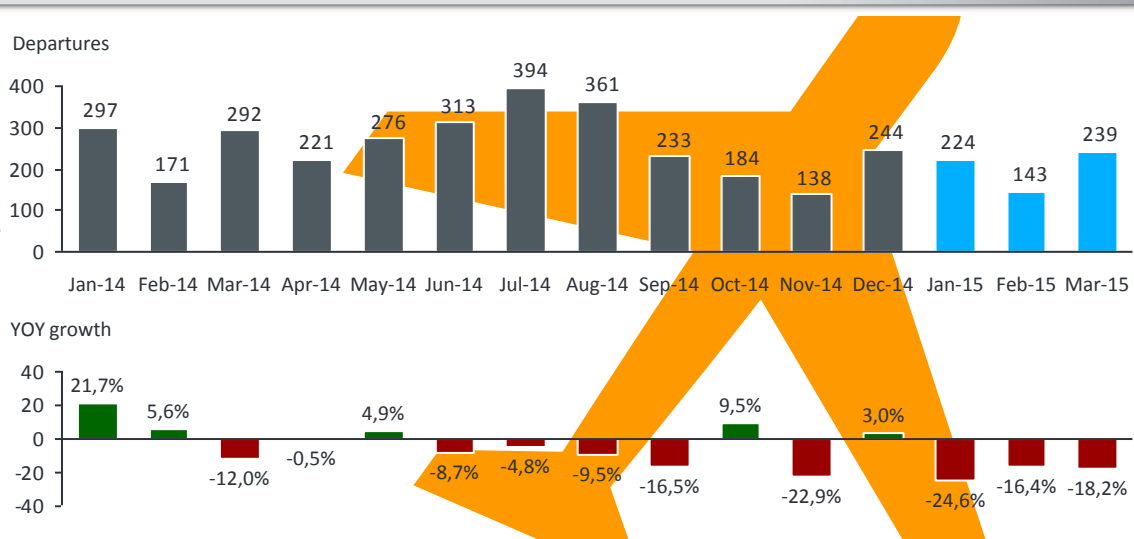
[Click here for WINGX INSIGHT »](#)

4  
Connection focus:  
RUSSIA-GERMANY

575 (-26,7%)  
sectors  
in March 2015



5  
FLIGHT TREND  
RUSSIA → FRANCE



[Click here for WINGX INSIGHT >>>](#)

6  
AIRCRAFT PROFILES

Bombardier  
Challenger 300

+28,0%

-28,9%

Gulfstream  
G-500 series

+26,3%

-10,7%

[March 2015 – YOY]

Charter Flights

Private Flights

MORE FROM WINGX  
SURVEYS - CONSULTING - FORECASTS  
FOR GLOBAL BUSINESS AVIATION

» WINGX provides its customers  
with a dashboard to track and evaluate  
their performance against the market «

Aircraft activity

Type, OEM, tail, register, age, location, hours, cycles, sector, pattern, routing

Airport movements

Connections, main operators, seasonal trends, handling demand, fuel uplift

City pair connections

Seasonality by year, week and time of day, mission type, calendar even analysis


Operator analysis

Aircraft fleet, type, certificate, age, activity ranking, key city pairs, airport base

Market valuation

Activity associated KPIs such as charter revenues, fuel, catering, MRO

AIRPORT TRACKER



- » Movement trends
- » Competing airports / FBO
- » Pricing benchmarks
- » Revenue models

FUEL UPLIFT



- » Fuel needs by aircraft type
- » Utilisation analysis
- » Uplift hot spots
- » Market opportunities

MRO ANALYSIS



- » Fleet size / age analysis
- » Utilization trends
- » Facilities pricing
- » Market sizing

CHARTER MARKET



- » Market pricing research
- » Passenger trends
- » Key route tracking
- » Revenue potential

CUSTOMERS

- » Aircraft operators
- » MRO providers
- » OEMs
- » Financial institutions
- » Ground operations

DATA SOURCES

- » US FAA
- » EUROCONTROL
- » National ANSPs
- » BizAv associations
- » Aircraft operator surveys
- » FBO surveys

DETAILED AGGREGATE INDUSTRY ANALYSIS

industry cycle q-q analysis of activity; all; private; charter

review of this month compared to last 5y same month

last 12m evolution of total hours of operation

INSIGHT INTO SPECIFIC REGIONAL ACTIVITY

activity by country europe; nth africa; middle east

flights shown by jet; turbo; piston, by charter; private

market share and ytd m-m evolution of activity

INSIGHT INTO KEY ROUTES & CITY PAIRS

evolving trends in connections between all euro markets

incoming flight trends from major global regions

change in most popular charter & private city pairs yoy

DEMAND FOR COMPETING AIRCRAFT TYPES

demand by ac segment; by sector; oem charter; private

market share and yoy change top aircraft ch & private

ytd hours gained and lost all leading ac

ACTIVITY BY LEADING/GROWING AIRPORTS

leading 20 airports by activity; flights gained lost ytd

split of activity by mission type; charter and private

highlight fastest growing & declining airports

WINGX Advance GmbH  
Conventstraße 8-10  
22089 Hamburg, Germany

Managing Director: Christoph Kohler, Richard Koe

DISCLAIMER:

The recipient of the Business Aviation Monitor acknowledges the underlying terms and conditions as published on the WINGX website.